


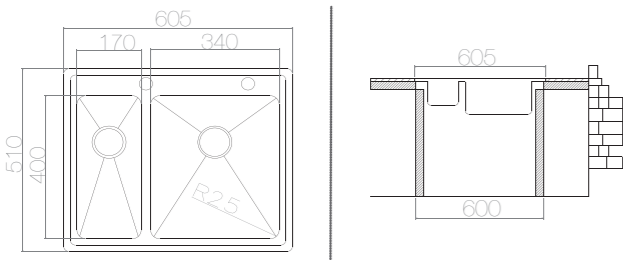
AS 226-L / E FM007

605x510 mm



*Welded - Bowl

SIZE	THICKNESS	BOWL DEPTH	FINISHING	CUT OUT	CABINET SIZE	PRICE USD
605x510 mm	1,00	200/150 mm	BRUSHED	585x490 mm	600 mm	246,00




SUITABLE ACCESSORIES



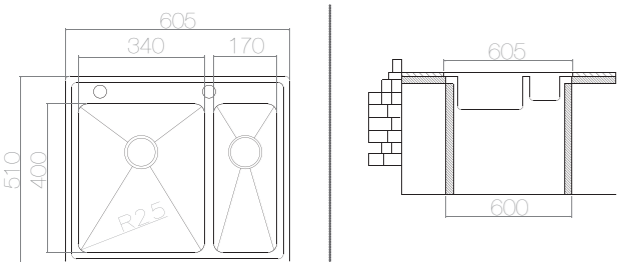
AS 227-R / E FM008

605x510 mm



*Welded - Bowl

SIZE	THICKNESS	BOWL DEPTH	FINISHING	CUT OUT	CABINET SIZE	PRICE USD
605x510 mm	1,00	200/150 mm	BRUSHED	585x490 mm	600 mm	246,00




SUITABLE ACCESSORIES



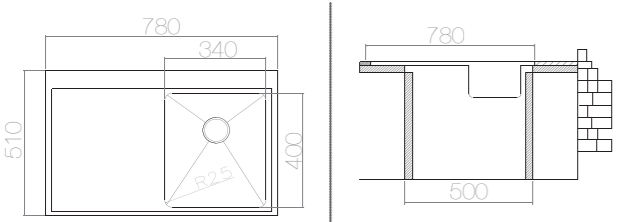
AS 221 / E FM002

780x510 mm



*Welded - Bowl

SIZE	THICKNESS	BOWL DEPTH	FINISHING	CUT OUT	CABINET SIZE	PRICE USD
780x510 mm	1,00	200 mm	BRUSHED	760x490 mm	500 mm	261,00




SUITABLE ACCESSORIES



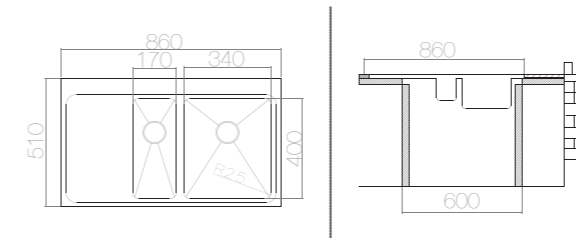
AS 220 / E FM001

860x510 mm



*Welded - Bowl

SIZE	THICKNESS	BOWL DEPTH	FINISHING	CUT OUT	CABINET SIZE	PRICE USD
860x510 mm	1,00	200/150 mm	BRUSHED	840x490 mm	600 mm	283,00



SUITABLE ACCESSORIES



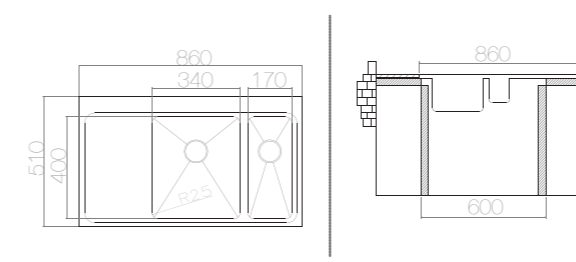
AS 222 / E FM003

860x510 mm



*Welded - Bowl

SIZE	THICKNESS	BOWL DEPTH	FINISHING	CUT OUT	CABINET SIZE	PRICE USD
860x510 mm	1,00	200/150 mm	BRUSHED	840x490 mm	600 mm	283,00




SUITABLE ACCESSORIES



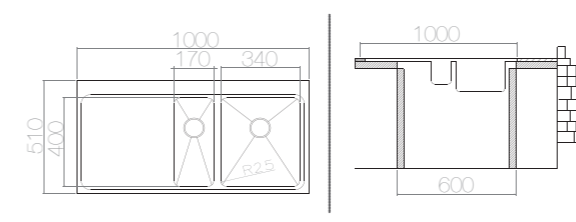
AS 223 / E FM004

1000x510 mm



*Welded - Bowl

SIZE	THICKNESS	BOWL DEPTH	FINISHING	CUT OUT	CABINET SIZE	PRICE USD
1000x510 mm	1,00	200/150 mm	BRUSHED	980x490 mm	600 mm	255,00



SUITABLE ACCESSORIES



FLUSHMOUNT

S E R I E S

304-18/10 Cr. Ni



GLASS

S E R I E S

304-18/10 Cr. Ni



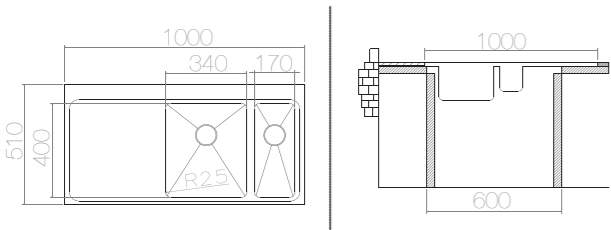
AS 224 / E FM005

1000x510 mm



*Welded - Bowl

SIZE	THICKNESS	BOWL DEPTH	FINISHING	CUT OUT	CABINET SIZE	PRICE USD
1000x510 mm	1,00	200/150 mm	BRUSHED	980x490 mm	600 mm	255,00



SUITABLE ACCESSORIES



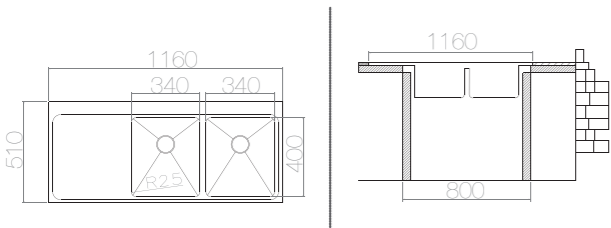
AS 225 / E FM006

1160x510 mm



*Welded - Bowl

SIZE	THICKNESS	BOWL DEPTH	FINISHING	CUT OUT	CABINET SIZE	PRICE USD
1160x510 mm	1,00	200/200 mm	BRUSHED	1140x490 mm	750 mm	287,00

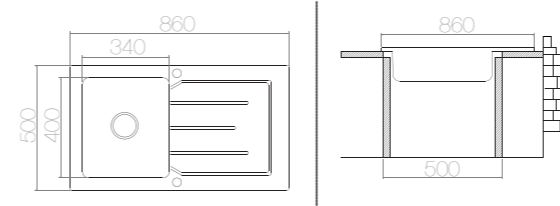


SUITABLE ACCESSORIES



AS 84 / E GS001

860x500 mm



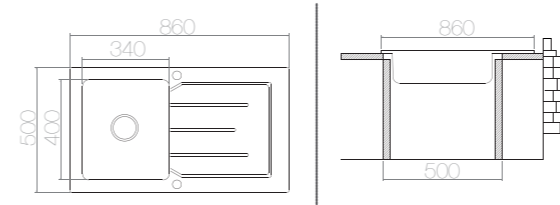
SIZE	THICKNESS	BOWL DEPTH	FINISHING	CUT OUT	CABINET SIZE	PRICE USD
860x500 mm	1,00	200 mm	BLACK	500 mm	500 mm	310,75

SUITABLE ACCESSORIES



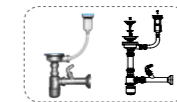
AS 84 / E GS004

860x500 mm



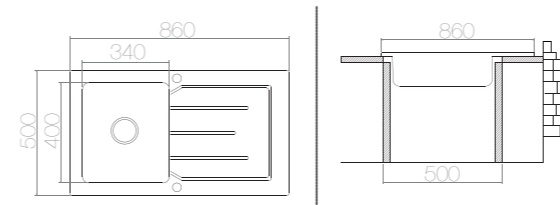
SIZE	THICKNESS	BOWL DEPTH	FINISHING	CUT OUT	CABINET SIZE	PRICE USD
860x500 mm	1,00	200 mm	WHITE	500 mm	500 mm	365,10

SUITABLE ACCESSORIES



AS 84 / E GS007

860x500 mm



SIZE	THICKNESS	BOWL DEPTH	FINISHING	CUT OUT	CABINET SIZE	PRICE USD
860x500 mm	1,00	203 mm	RED	500 mm	500 mm	310,75

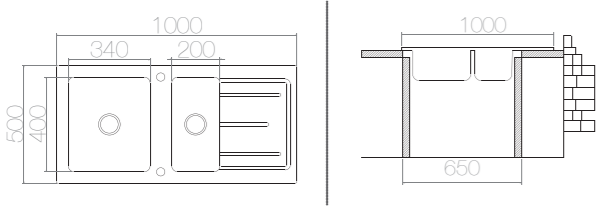
SUITABLE ACCESSORIES



AS 85 / E GS002 1000x500 mm



SIZE	THICKNESS	BOWL DEPTH	FINISHING	CUT OUT	CABINET SIZE	PRICE USD
1000x500 mm	1,00	200/140 mm	BLACK	650 mm	650 mm	400,30



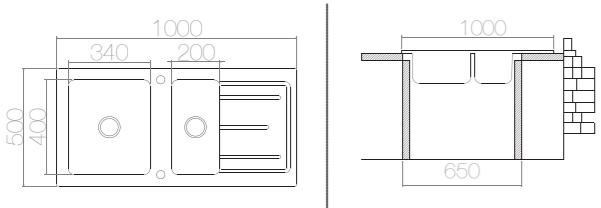
SUITABLE ACCESSORIES



AS 85 / E GS005 1000x500 mm



SIZE	THICKNESS	BOWL DEPTH	FINISHING	CUT OUT	CABINET SIZE	PRICE USD
1000x500 mm	1,00	200/140 mm	WHITE	650 mm	650 mm	463,40



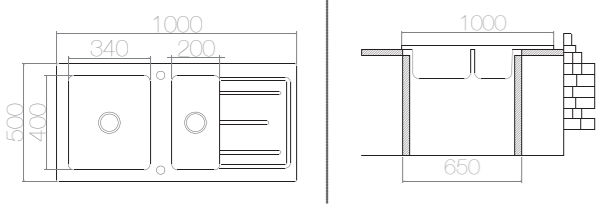
SUITABLE ACCESSORIES



AS 85 / E AS008 1000x500 mm



SIZE	THICKNESS	BOWL DEPTH	FINISHING	CUT OUT	CABINET SIZE	PRICE USD
1000x500 mm	1,00	200/140 mm	RED	650 mm	650 mm	400,30



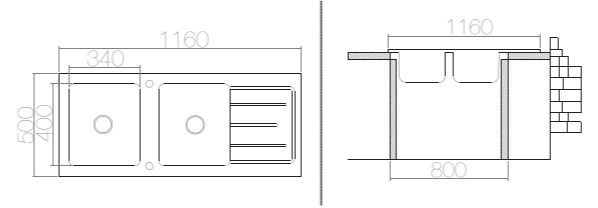
SUITABLE ACCESSORIES



AS 86 / E GS003 1160x500 mm



SIZE	THICKNESS	BOWL DEPTH	FINISHING	CUT OUT	CABINET SIZE	PRICE USD
1160x500 mm	1,00	200/200 mm	BLACK	800	800 mm	418,25



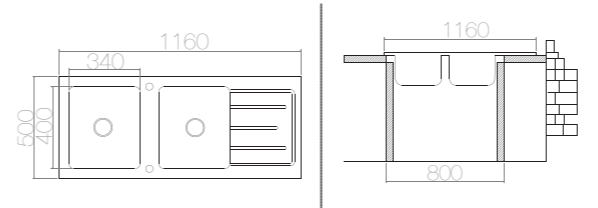
SUITABLE ACCESSORIES



AS 86 / E GS006 1160x500 mm



SIZE	THICKNESS	BOWL DEPTH	FINISHING	CUT OUT	CABINET SIZE	PRICE USD
1160x500 mm	1,00	200/200 mm	WHITE	800	800 mm	482,70



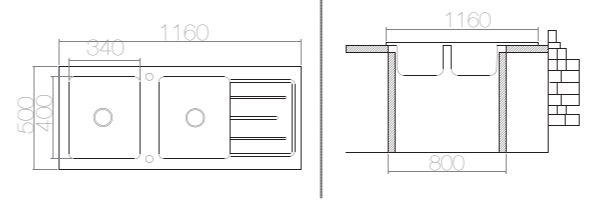
SUITABLE ACCESSORIES



AS 86 / E GS009 1160x500 mm



SIZE	THICKNESS	BOWL DEPTH	FINISHING	CUT OUT	CABINET SIZE	PRICE USD
1160x500 mm	1,00	200/200 mm	RED	800	800 mm	418,25



SUITABLE ACCESSORIES

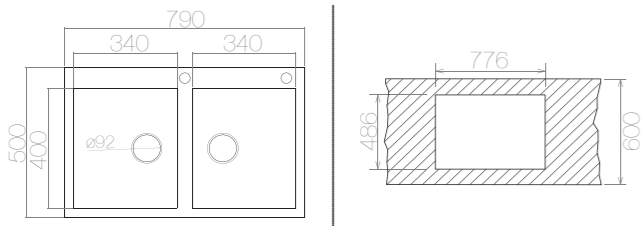


AS 151 / E GR002

790x500 mm



SIZE	THICKNESS	BOWL DEPTH	FINISHING	CUT OUT	CABINET SIZE	PRICE USD
790x500 mm	10 mm	200/200 mm	BLACK	800 mm	800 mm	367,00



SUITABLE ACCESSORIES

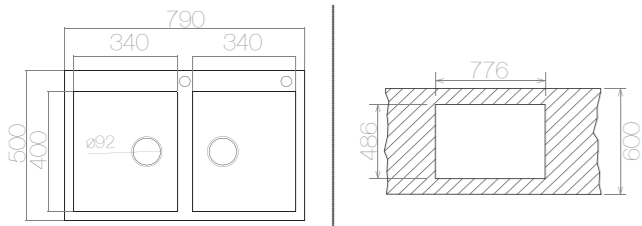


AS 151 / E GR006

790x500 mm



SIZE	THICKNESS	BOWL DEPTH	FINISHING	CUT OUT	CABINET SIZE	PRICE USD
790x500 mm	10 mm	200/200 mm	BEIGE	800 mm	800 mm	367,00



SUITABLE ACCESSORIES

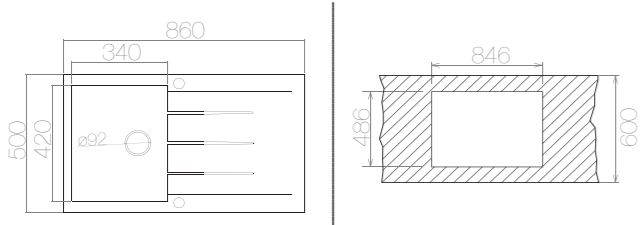


AS 150 / E GR001

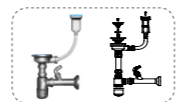
860x500 mm



SIZE	THICKNESS	BOWL DEPTH	FINISHING	CUT OUT	CABINET SIZE	PRICE USD
860x500 mm	10 mm	200 mm	BLACK	500 mm	500 mm	354,00



SUITABLE ACCESSORIES

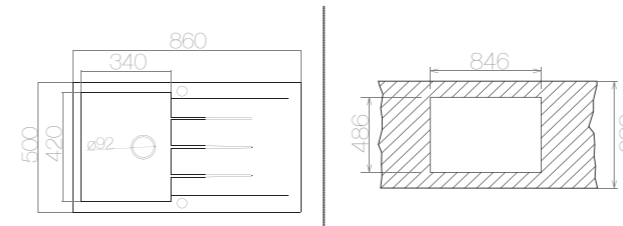


AS 150 / E GR005

860x500 mm



SIZE	THICKNESS	BOWL DEPTH	FINISHING	CUT OUT	CABINET SIZE	PRICE USD
860x500 mm	10 mm	200 mm	BEIGE	500	500 mm	354,00



SUITABLE ACCESSORIES

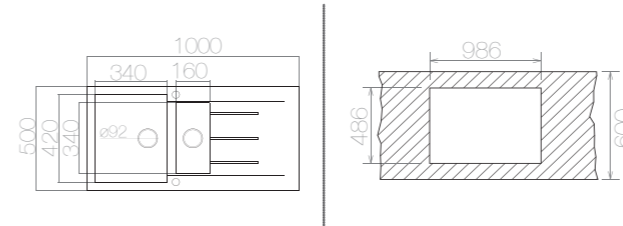


AS 152 / E GR003

1000x500 mm



SIZE	THICKNESS	BOWL DEPTH	FINISHING	CUT OUT	CABINET SIZE	PRICE USD
1000x500 mm	10 mm	200/150 mm	BLACK	650	650 mm	377,00



SUITABLE ACCESSORIES

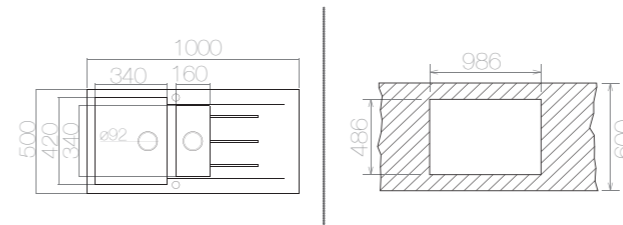


AS 152 / E GR007

1000x500 mm



SIZE	THICKNESS	BOWL DEPTH	FINISHING	CUT OUT	CABINET SIZE	PRICE USD
1000x500 mm	10 mm	200/150 mm	BEIGE	650	650 mm	377,00



SUITABLE ACCESSORIES

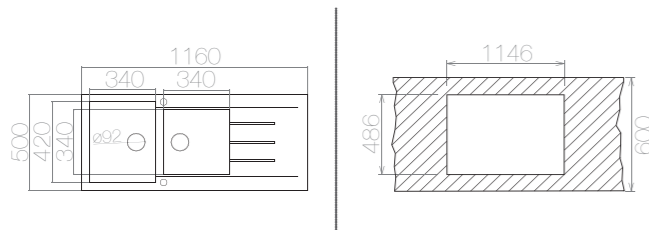


AS 153 / E GR004

1160x500 mm



SIZE	THICKNESS	BOWL DEPTH	FINISHING	CUT OUT	CABINET SIZE	PRICE USD
1160x500 mm	10 mm	200/200 mm	BLACK	800	800 mm	382,00



SUITABLE ACCESSORIES

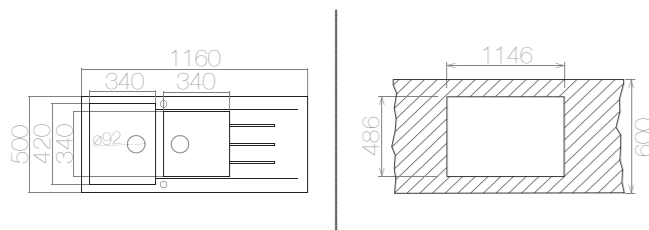


AS 153 / E GR008

1160x500 mm



SIZE	THICKNESS	BOWL DEPTH	FINISHING	CUT OUT	CABINET SIZE	PRICE USD
1160x500 mm	10 mm	200/200 mm	BEIGE	800	800 mm	382,00



SUITABLE ACCESSORIES

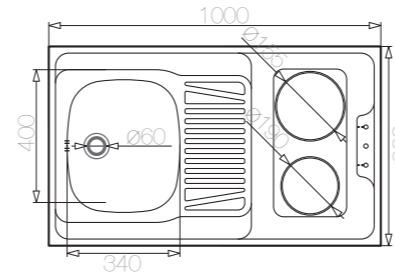


AS 197 / E L0090

1000X600 mm




PRICE USD
\$245,00



AS 198 / E L0091

1200X600 mm



PRICE USD
\$255,00

